

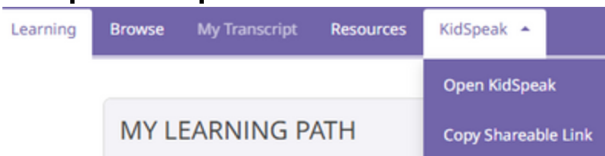
# HOW TO BEGIN KidSpeak™

Children can join this program with KidSpeak, which provides a more animated and interactive experience.

Each language is hosted by a fun cartoon "friend" and his or her playful pet, guiding you through interactive activities, puzzles, and songs.



To access KidSpeak, make sure that to select a language that offers the KidSpeak program. Once you have selected a language, you can go on the top toolbar and hover over the **KidSpeak** dropdown. Click on **Open KidSpeak**.



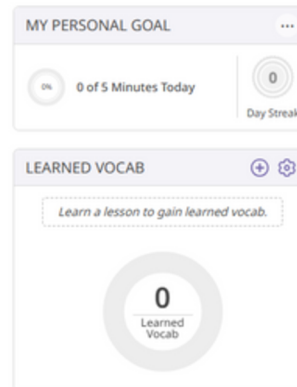
The program will begin with an animated intro. When it pauses, it will allow you to select one of the buttons on the screen to begin an educational game.



## OTHER HELPFUL TOOLS AS YOU ARE LEARNING

You can set a personal goal for yourself and see how many days you completed the goal on the My Personal Goal box.

In the **Learned Vocab** box, you can review all the vocabulary you have learned so far.



## MORE PRACTICE

On the right-hand side of the screen will be the **Practice** box. Each box is an activity to help practice your written, reading, listening, or speaking skills.



Need more help?  
Ask a Reference Librarian!

  
**Transparent**  
*Language*<sup>®</sup>  
**Online**

**THROUGH POWER  
LIBRARY**

**A LANGUAGE  
LEARNING  
PROGRAM FOR  
ALL AGES**

ALSO AVAILABLE ON IOS AND ANDROID™



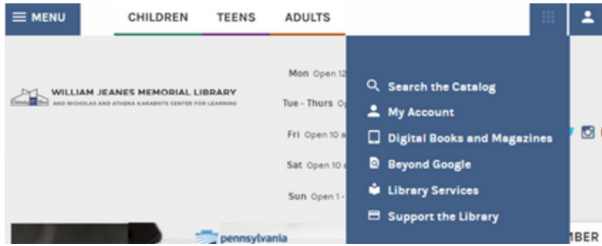
William Jeanes Memorial  
Library and Nicholas and  
Athena Karabots Center for  
Learning

4051 Joshua Road  
Lafayette Hill, PA 19444

610-828-0441  
www.jeaneslibrary.org

# WHERE TO FIND TRANSPARENT LANGUAGE ONLINE

On the **jeaneslibrary.org** website, hover over the square dots in the upper right corner.



Click on **Beyond Google** to get to our page of online resources.

## Beyond Google

*"Libraries are the free universities of the people."* –Andrew Carnegie

Google and Wikipedia are excellent starting points, or when you need a quick,

Scroll the page until you find the **Access Pennsylvania** icon. Click on it.



This will take you to Power Library's E-Resources page. Scroll until you find Transparent Language Online.

## E-Resources



**Academic OneFile Select (GALE)**  This resource covers everything from art and literature to economics and the sciences. This resource for academic research integrates the full text of publications from across the disciplines and now includes vocational/technical titles used by community college students, filling a specific need for

The button for  
Transparent  
Language Online  
looks like this.



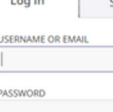
## LOGIN YOUR ACCOUNT

You might be asked to login with your library barcode number first.

eCard or public library barcode number:

Forgot your eCard number? [Retrieve it here.](#)  
Need help with your eCard? [Please contact us!](#)

It will take you to Transparent Language Online's login page afterwards.



Log In Sign Up About

USERNAME OR EMAIL

PASSWORD

Log In

Continue as a Guest

[Forgot your username or password?](#)

[View our Terms of Use & Privacy Policy](#)

You can either follow the instructions for signing up for an account OR you can **Continue as a Guest**. If you log in as a guest, your progress will not be saved.

# SELECT THE LANGUAGE YOU WANT TO LEARN

**Dialects** means that they have different modules meant for certain groups, accomodating the language skills they already have.

**KidSpeak** means that they have a version of language learning meant for children.

## CHOOSE A LANGUAGE TO LEARN

Afrikaans	Croatian	Hawaiian	Lithuanian	Slovak
Albanian	Czech	Hebrew	Luxembourgish	Somali
Alai	Dakota	Hindi	Macedonian	Spanish
American Sign Language	<a href="#">2 Dialects Available</a>	Hmong	Malagasy	<a href="#">2 Dialects Available</a>
Amharic	Danish	Hokkai-chuk	Malay	<a href="#">Kotopik Available</a>
Arabic	Dari	Hungarian	Maori	Swahili
<a href="#">4 Dialects Available</a>	Deg Xing	Hupa	Michif	Swedish
Armenian	Denaak'ik'e (Koyukon)	Icelandic	Minggong	Tagalog
Azerbaijani	Denesuline	Indonesian	Mongolian	Tajiki
Balinese	Dinak'ri (Upper Kuskokwim)	Iñupiaq	Nahuatl	Tamil
Baluchi	Dutch	Irish	Naskapi	Tanacross
Bambara	Eskipeye	Italian	Natchez	Thai
Bashkir	El Molo	<a href="#">Kotopik Available</a>	Nepali	Taghlyit
Belarusian	English	Japanese	Nogai	Tongan
Bengali	<a href="#">Kotopik Available</a>	Kalm'ik	Norwegian	Turkish
Benhi Kenaga' (Lower	Esperanto	Kangchik	Oj-Cree	Turkmen
				Tuvan

## YOUR LEARNING PATH

To access the program, you will start with **My Learning Path**. Your path can be customized to your desire. You do not have to start from the beginning.

## MY LEARNING PATH

Lesson Filter: ☒ Not Started ☒ In Progress ☐ Completed

- Unit 1: Moving Overseas - Conversation  
Category: Intermediate Conversations in English - Topic 1: Moving In, Topic 1: Moving In Learn
- Unit 1: Moving Overseas - Vocabulary
- Unit 1: Moving Overseas - Communication
- Unit 1: Moving Overseas - Assessment Start
- Unit 2: Preparing Lease Documents - Conversation Learn

If you would like to skip a unit, you can click the three dots on the top right and click **Remove from My Path**.

## ADDITIONAL COURSES

Your Learning Path includes the different courses that you can take to learn a language, but there are more options for lessons!

Browse
My Transcript
Resources
KidSpeak
Personal Goal 5 Minutes

BROWSE

Search

CATEGORIES

Placement Tests
+ Open

English Alphabet Course
+ Open

A quick and easy way to learn a new writing system. Learn the shapes, names, and pronunciation of the letters through a series of engaging activities.

[Beginner](#)
[All Ages](#)
[Alphabet](#)

When you select **Browse** on the top toolbar, you can see the specialized courses available for each specific language. If any appeal to you, you can add it to your **Learning Path** by selected the **“+” sign** on the right on the course listing.